

OEM ODM PU Expanding Spray Foam Gun Heavy Duty Metal Body Covered With PTFE

Our Product Introduction

for more products please visit us on sealantgun.com


Basic Information

- Place of Origin: Zhejiang, China
- Brand Name: toolsbuddy
- Certification: CE Certificated
- Model Number: BC-1573-switch
- Minimum Order Quantity: 1pcs
- Price: \$5.50/pieces 1-999 pieces
- Packaging Details: each gun in one white inner box, 20pcs per outer carton. stickers and colour inner boxes are available as demand. Pallets and other packing ways are available as demand.
- Delivery Time: 30days
- Payment Terms: T/T by bank transfer
- Supply Ability: 100000pcs/month




Product Specification

- Grade: DIY
- Warranty: None
- Thrust Ratio: 26:1
- Plunger Type: Smooth Rod
- Customized Support: OEM, ODM, OBM
- Power Source: Manual
- Gun Body Material: Aluminum Alloy
- Gun Barrel Material: Steel With Nickel Coated
- Needle: Stainless Steel
- Gun Barrel Length: 189mm
- Handle Material: Environmental PP Handle
- Gun Adapter Material: Universal Zinc Alloy
- Gun Handle Colour: Black, Yellow, Red, Blue And Other Colours, All Available
- Quality Control: Individually Tested By Air Pressure



More Images



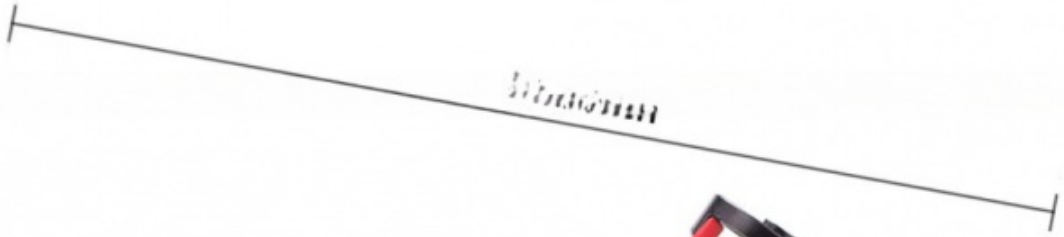
Product Description

Contact with us **DIRECTLY THANKS.**

Dear Valued Customers, Thanks for your visiting firstly. Pls feel free to send us inquiries or messages if you have any interest or question. then we could send you more details for you to make a better choice. We could make the products as your designs,sizes,colours and patterns. We have customers selling on amazon,ebay and other shops. I think you could find more suitable items from us. it is warmly welcomed if you want to make OEM products. Hope we could get your inquiries soon. Best Wishes, Will

Product Description







Operation Method

1. Connect the gun with the foam bottle, then fasten (keep the



2. Open valve and press trigger,

foam inside gun body out.

4. Had better not take the foam bottle off from the gun. Next time, open valve, caulk directly.



Specification

NAME	FOAM GUN
SURFACE FINISH	BLACK NON-STICK FUNCTION
CERTIFICATION	CE
PACKING	BY WHITE INNER BOX OR COLOUR INNER BOX

Packing & Delivery





Operation Method



1. Connect the gun with the foam bottle, then fasten (keep the valve closed)
2. Open valve and press trigger, foam will come out

Foam Gun, Pu Expanding Foaming Gun, Upgrade Caulking Gun, Heavy Duty Spray Foam Gun, Mental Body Covered with PTFE

What is the difference compared with other brand foam gun? Our foam gun is equipped with an additional valve. Open the valve when using. After using, close the valve before taking the foam bottle off. Then continue pushing the foam inside gun body out. Therefore, the gun will not be blocked even though you do not use cleaner. Save your money. Specifications: -The maximum output pressure: 8 MPa -The maximum injection flow rate: 5 L/min -Spray width 3 mm Package Included: -1 x Expanding Foam Sprayer -2 x Free Extensions Warnings: ▪ During operation, never point the foam gun at people or animals. ▪ Wear suitable protective clothing, gloves and eye or face protection. ▪ Keep away from children. Operation Steps 1.Open your foam can and connect it with the gun entrance, then rotate the gun to fasten. (Keep the valve close) 2.Open the valve and press the trigger to spray. 3.You can adjust the flow through rotating the controller. 4.When you finish spray, you have two choices. If you want to take foam can off, please close valve and keep pressing the trigger until no foam comes out, then take foam can off. If you want to keep the can attached, just put the gun away with an open valve.

Company Profile



RFQ:

Question(Q): What is the MOQ for each product?

Answer(A): for retail, we can do any quantity for you and they will be sent by express.

For wholesale, the MOQ usually is 500pcs. You can also mix different items and we can ship them by sea together. For details pls contact us by email or online talking.

Q: What is the lead time and shipping time?

A: goods usually takes about 30 days to finish. It will take about 15 to 35 days on the sea from shipping port to destination port. For South Asia and Oceania, it usually takes about 15days. For other regions, it usually takes about 25 to 35 days. The

shipping time is changing with the distance and the shipping company we choose.

Q: Can the products be made with our logo or brand?

A: Yes of course we can make. We are OEM supplier for years and professional to make. But you need to give us the authorization if it is necessary..

Q: What can we do if we are interested in your products?

A: Pls send us your precious inquiry on our website or talk directly with us by trade manager. Sometimes it will be more efficient for you to talk with us online. We can know each other and the products you want more clearly by talking.

Q: How do we place the order?

A: after we confirm everything necessary for the order,including detailed products you want,prices,payment terms,packing ways and other details, we will sign the contract. Usually we will send you the PI(proforma invoice) for advance payment first. Then we will arrange the production. After the goods are ready we will contact with you for shipping.

Q: How do i know the products' quality and the packing ways are the ones we required?

A: Each product will be tested before sending out. We will send you photos for the goods to confirm again the packing ways.

Q: How do we make the payment?

A: we usually accept the payment by T/T, west union and other payment ways. We will confirm this when we conclude the order.

Any questions pls feel free to tell us. We will negotiate everything well for our mutual benefit.

TOOLSBUDDY **HANGZHOU HAISHI TOOLS CO.,LTD**



+86-13429626426



info@sealantgun.com



sealantgun.com

No.168,Jian Ding Road, Hangzhou City,Zhejiang China